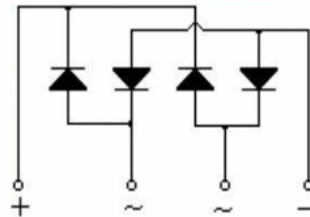


# Bridge rectifiers

## Feature

- . Plastic Package has Underwriters Laboratory Flammability Classification 94V-0
- . Rating to 1000 V PRV
- . Ideal for printed circuit board
- . Reliable low cost construction utilizing molded plastic technique
- . High temperature soldering guaranteed: 260 /10 seconds
- . High  $I_{FSM}$
- . We declare that the material of product compliance with RoHS requirements.

**2W01 Thru 2W10  
RC202 Thru RC207**



Circuit Diagram

## Product Characteristic

Parameter Symbol	Symbol	2W01	2W02	2W04	2W06	2W08	2W10	Unit
		RC202	RC203	RC204	RC205	RC206	RC207	
Maximum repetitive voltage	$V_{RM}$	100	200	400	600	800	1000	V
Maximum DC reverse current rated DC blocking voltage	$I_R$	10 500						$\mu A$
Average rectified forward current Resistance load with heat sink	$I_o$	2						A
Peak forward surge current superimposed on rated load	$I_{FSM}$	50						A
Maximum instantaneous forward voltage at 1A	$V_F$	1.1						V
Operating junction temperature	$T_J$	125						
Storage temperature	$T_{stg}$	-40~150						

## Characteristic Curves

Fig. 1 derating Curve

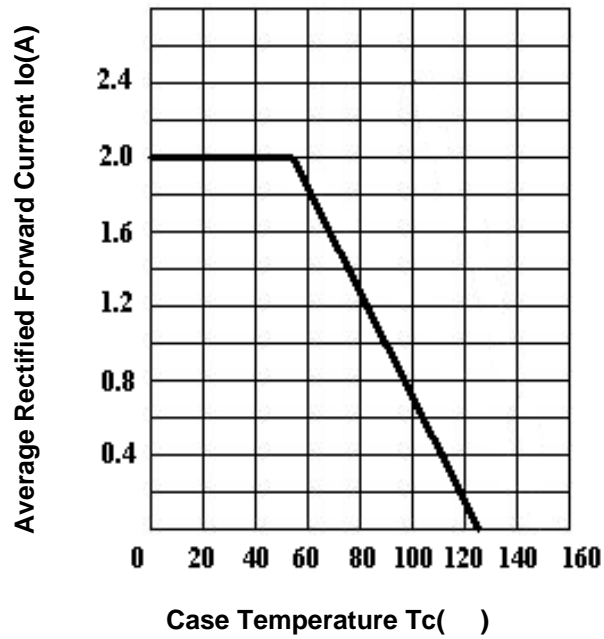
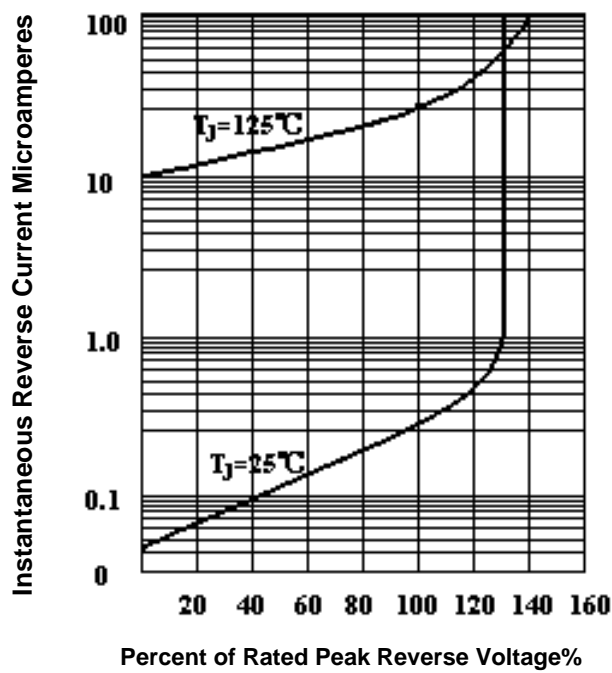
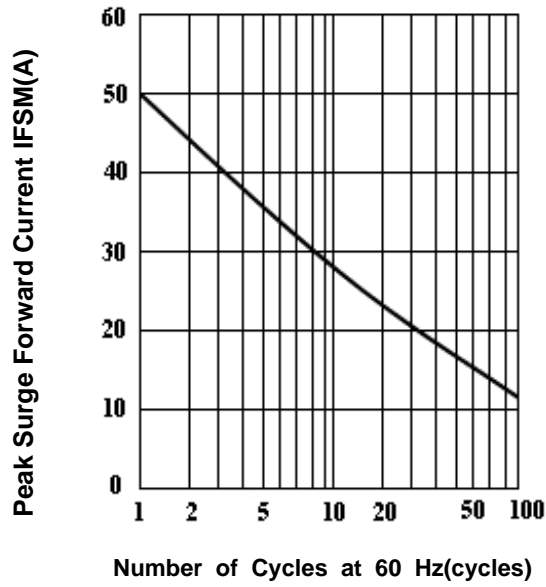
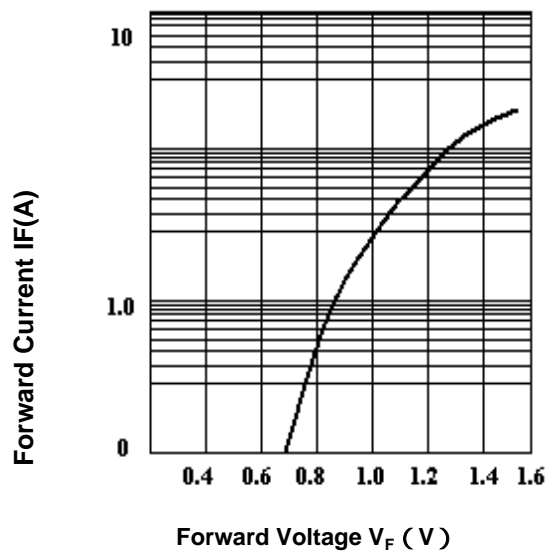
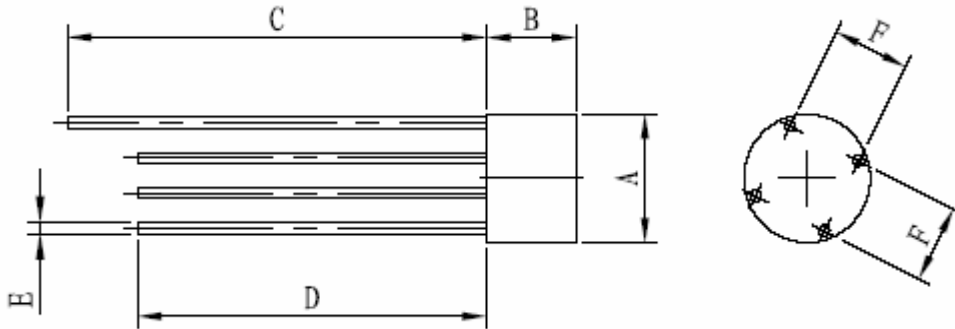


Fig.2 Typical Reverse Characteristics



**Fig.3 Peak Surge Forward capability**

**Fig.4 Forward Voltage**


## SHAPE AND DIMENSIONS



DIM	INCHES		MILLIMETERS	
	MIN	MAX	MIN	MAX
A	0.350	0.374	8.90	9.50
B	0.244	0.268	6.20	6.80
C	1.181	1.220	30.00	31.00
D	0.980	1.020	24.90	25.90
E	0.028	0.035	0.70	0.90
F	0.213	0.228	5.40	5.80

- NOTES: 1. DIMENSIONING AND TOLERANCING PER ANSII Y14.5M, 1982.  
2. CONTROLLING DIMENSION: mm.